

**REH300**  
180° Pivot Door

REH300 Series



# REHALU

Aluminum Round Header



Quality Door Hinge tested by:-



**PSB Singapore**  
50,000 Cycles  
Endurance Test

Grade A Tempered Glass Certified by:-



ANSI Z97.1-2004



Cert No:  
BMP555249



Cert No:  
BMP552817

## Product Specification

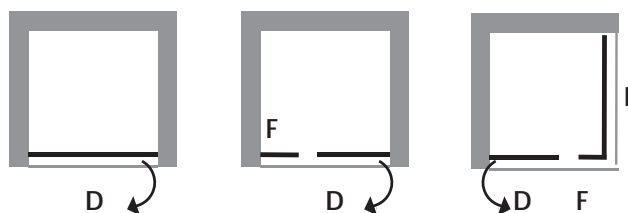
- Surface Finishes : Glossy Polish/Matt
- Material : Brass Chrome or SUS304 Stainless Steel
- Test : PSB Test Singapore Certified (50,000 Cycles)
- Function : Pivot Door (Inward/outward/bothway)
- Glass : 6mm to 10mm Thickness Tempered ASTM C 1048, ANSI 97.1, BS 6206,

## REH300

180° Swing Door Shower

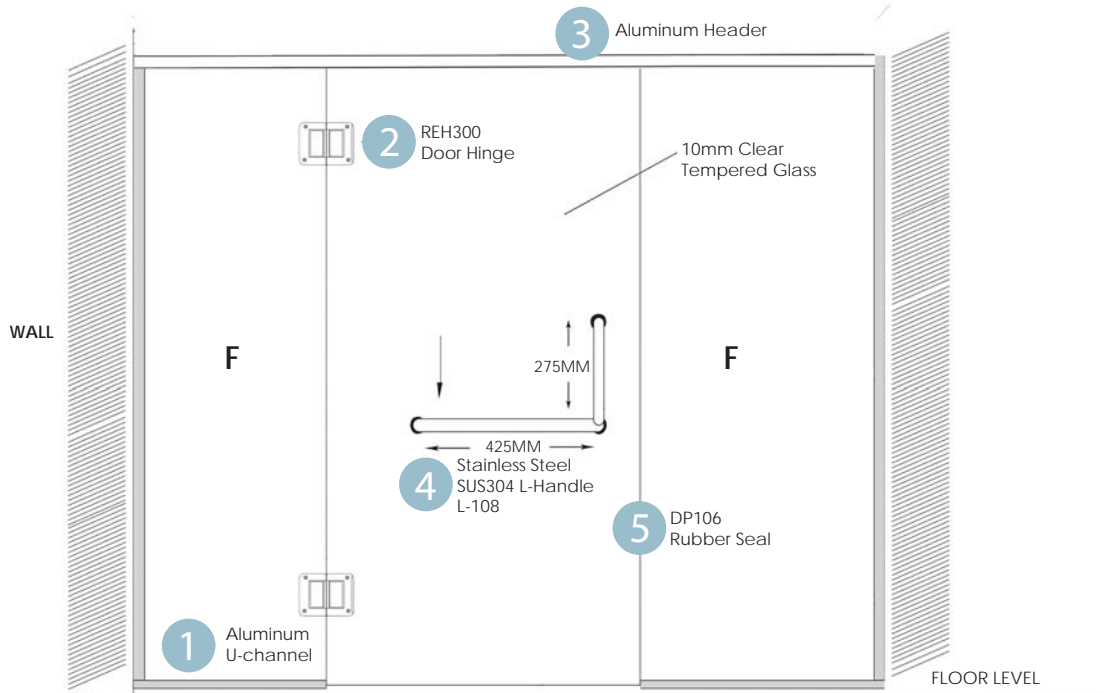


### | Door Space Allocation |

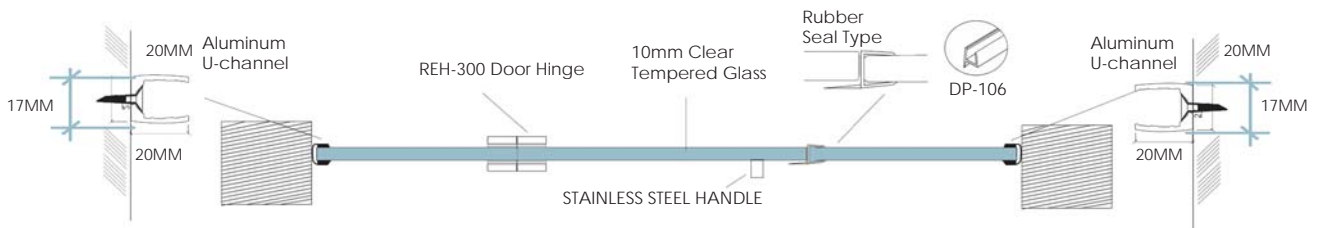


# INSTALLATION MANUAL

REH300 Series



FRONT VIEW



TOP VIEW

## Accessories List:-



- 1 Aluminum U-Channel  
Glossy Polished



- 2 REH300 Hinge  
Brass Chromed



- 3 Header Support  
Aluminum  
Custom Size



- 4 L-108 Handle  
SUS304 Stainless Steel  
Size: 275mm x 425mm



- 5 DP-106  
One Way Rubber Seal



# CUSTOMER PHOTO GALLERY

