



ALUM  
**+SLIMLINE** DOOR





# ALUM SLIMLINE DOOR

## FEATURES & BENEFITS



Aluminum Material  
100% Water/Rust Proof

Consisting of 2 aluminium cover sheets and a honeycomb core of aluminium.

Magnetic Soft Closing Mechanism give a quite door opening & closing experience.

Aluminium Lining Effect

High Sound and Heat Insulation.


### SPECIFICATION

- Frame : Aluminium Powder Coated
- Finish : Matt Polish
- Infil Panel : Aluminium HoneyComb
- Lock : Magnetic Soft Closing

### FRAME COLOR CHOICE



ALW-9665



ALW-9888

ALW-9888







**HANDLE CHOICE**




**HANDLE LOCK CHOICE**



**SPECIFICATION**



Heat Insulation



Sound Insulation


1. Lightweight and low density.
2. Sound insulation and heat insulation.
3. Non-combustible and moisture resistance
4. Beautiful appearance and easy to clean.



# ALUM +SLIMLINE DOOR



## HANDLE LOCK CHOICE



ALW-HS308- BLACK



ALW-HS318- WHITE



ALW-HS303- DARK GREY

ALUM  
**+SLIMLINE** BLACK SERIES



THE OUTER FRAME



THE HANDLE



ALUM  
**+SLIMLINE** GOLD SERIES



THE OUTER FRAME



THE HANDLE



ALUM  
**+SLIMLINE** WOOD SERIES



THE OUTER FRAME



THE HANDLE



# ALUM +SLIMLINE DOOR

CUSTOMER'S PHOTOS

